

PK 18.001L SLD 3

OPTIMIZED LOADING HEIGHT ALLOWS EFFICIENT HANDLING OF CONSTRUCTION MATERIAL

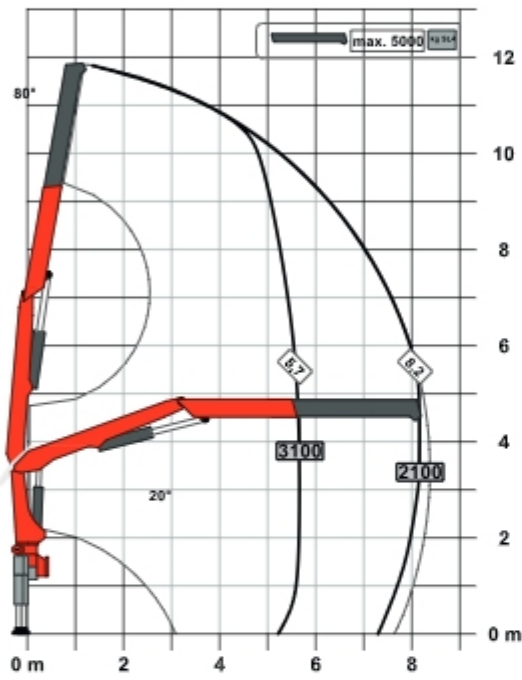
LIFETIME EXCELLENCE



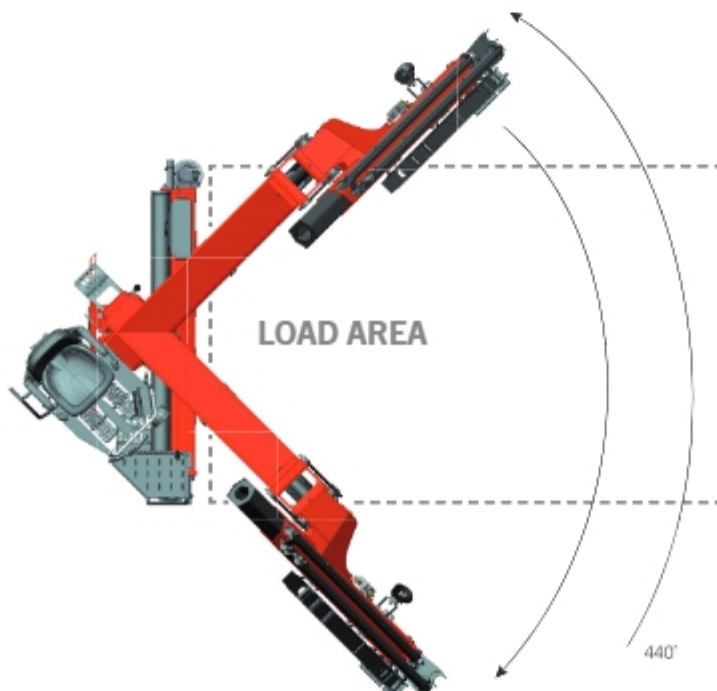
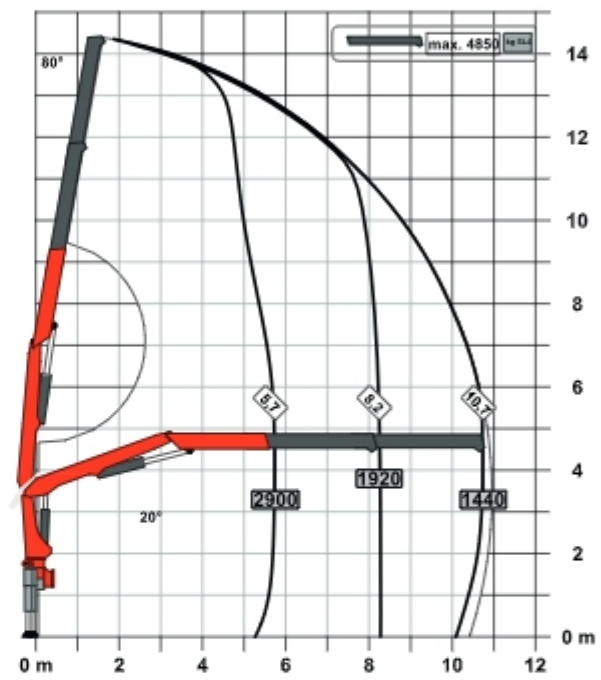
PK 18.001L SLD 3

PERFECT DIMENSIONS

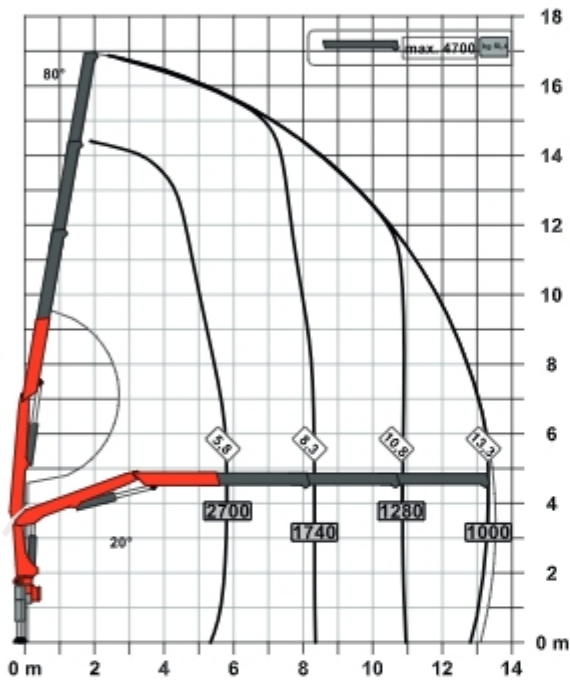
STD SL4



A SL4



B SL4



SLD 3

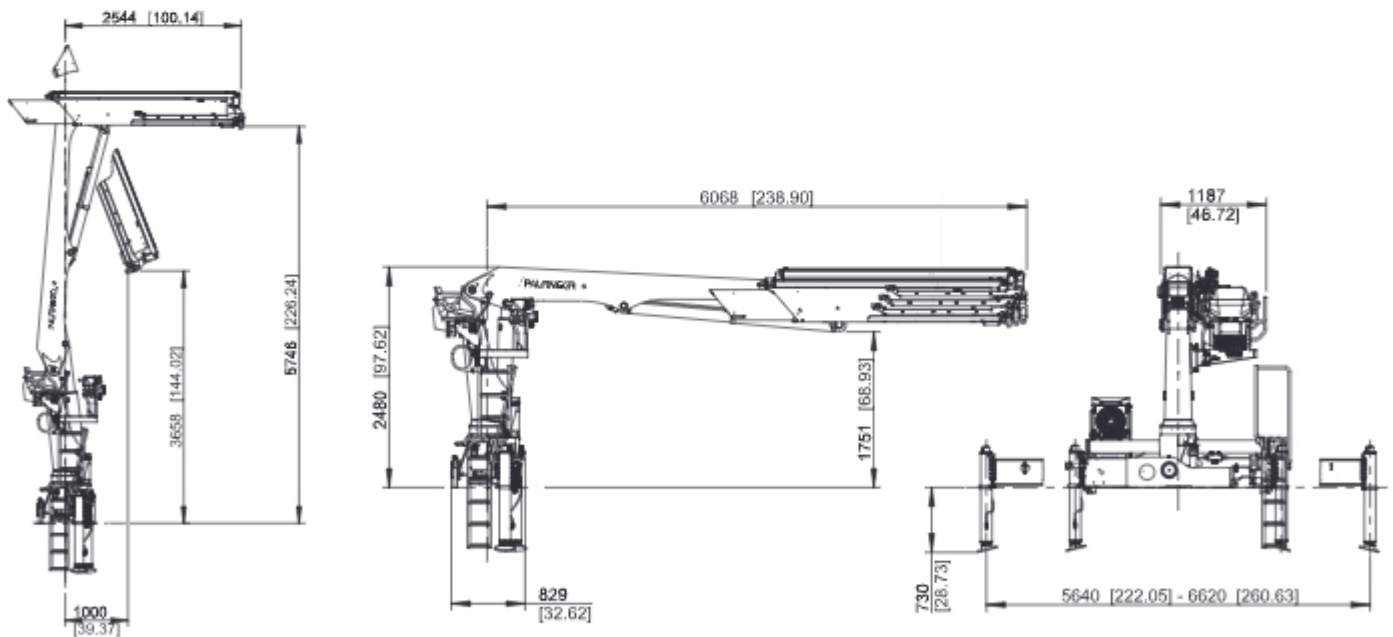
- Single Link
- Paltronic overload protection
- Top seat
- Optional:
 - Stability monitoring system ISC-S (standard for CE), HPSC-L, HPSC-E
- NON-CE and CE model

Technical specifications EN 12999 HC1 HD4/S2



Max. lifting moment	17.7 mt/173.5 kNm	127970 ft.lb
Max. lifting capacity	5000 kg/49.1 kN	11000 lb
Max. hydraulic outreach	13.5 m	44' 3"
Slewing angle	440°	
Slewing torque	2.3 mt/22.6 kNm	16670 ft.lb
Stabiliser spread (std./max.)	5.6 m/ 6.6 m	18' 4"/ 21' 8"
Width folded	2.55 m	8' 4"
Max. operating pressure	300 bar	4350 psi
Dead weight (std.)	2270 kg	5000 lb

DIMENSIONS



KP-PK18001SLDL2+EN

Cranes shown in the leaflet are partially optional equipped and do not always correspond to the standard version. Country-specific regulations must be observed. Dimensions may vary. Subject to technical changes, errors and translation mistakes.